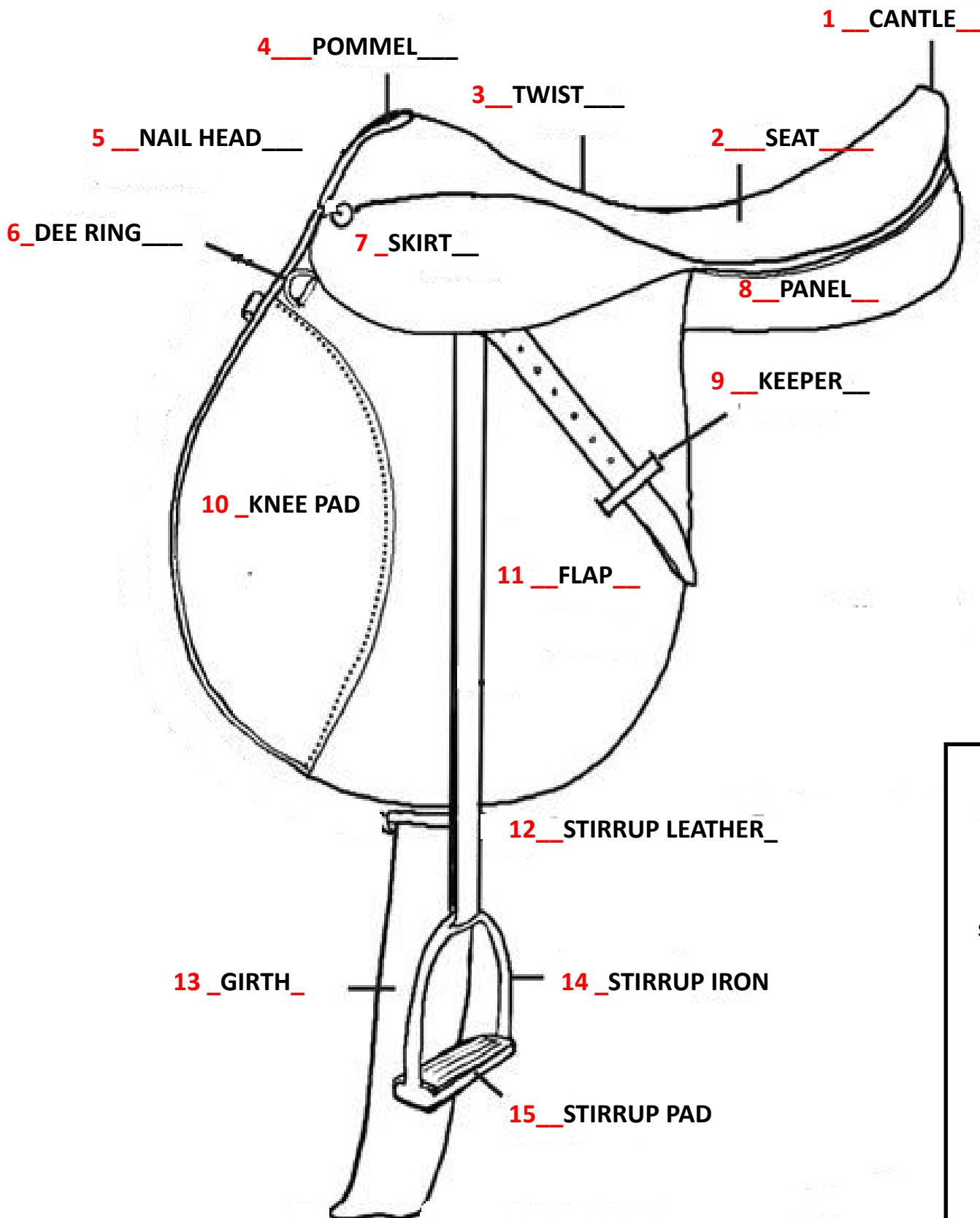


English Saddle Parts

Date: _____

Name: *Teacher Copy*



SADDLE PARTS

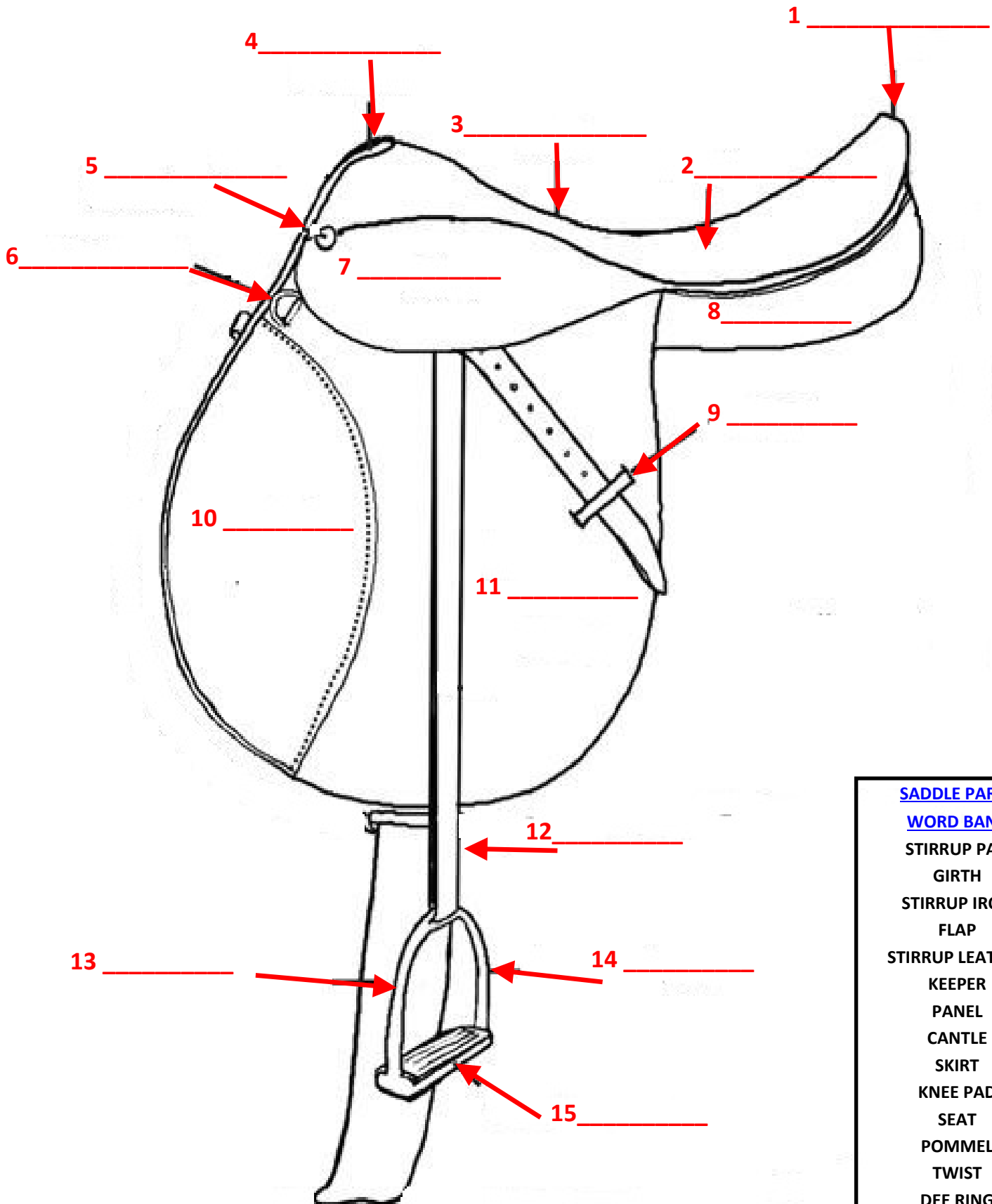
WORD BANK

STIRRUP PAD
GIRTH
STIRRUP IRON
FLAP
STIRRUP LEATHER
KEEPER
PANEL
CANTLE
SKIRT
KNEE PAD
SEAT
POMMEL
TWIST
DEE RING
HEAD NAIL

English Saddle

Date: _____

Name: _____

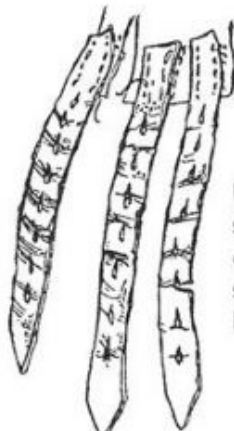


- | |
|---------------------|
| SADDLE PARTS |
| WORD BANK |
| STIRRUP PAD |
| GIRTH |
| STIRRUP IRON |
| FLAP |
| STIRRUP LEATHER |
| KEEPER |
| PANEL |
| CANTLE |
| SKIRT |
| KNEE PAD |
| SEAT |
| POMMEL |
| TWIST |
| DEE RING |
| HEAD NAIL |

Unsafe Tack



Loose Stitching



Cracked Billets

Unsafe billets: stretched-out holes, cracks, dry rot, stitching coming loose

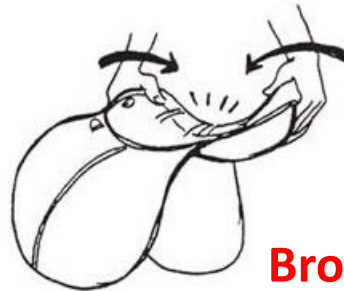


Stretched Out Girth

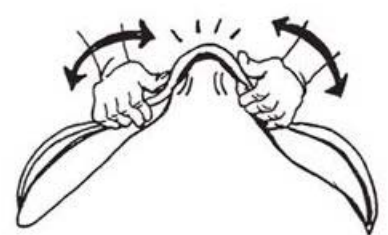


Dry, cracked, and weakened leather, showing dry rot

Cracked & dry Leather

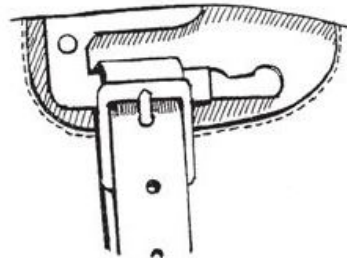


Saddle seat should not move or wrinkle when pressed end to end.

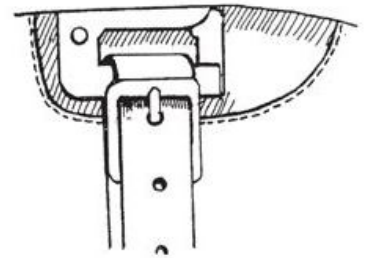


There should be no movement in the gullet when you try to squeeze and pull side to side.

Broken Tree



SAFE Stirrup bar open



DANGER! Stirrup bar closed

Closed Stirrup Bar



Worn/missing stirrup pads



Rusted or Broken Hardware

